

# BRING PERSONAL AUDIO CONFERENCING TO YOUR COMM-UNITY

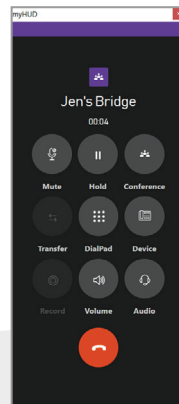
The business conference room – in both physical and virtual forms — is the hub of collaboration. It's where your teams meet with each other, customers and suppliers to get work done. Now you can give your employees their own personal audio conference room within the NetFortris Comm-unity unified communications platform.

## How It Works

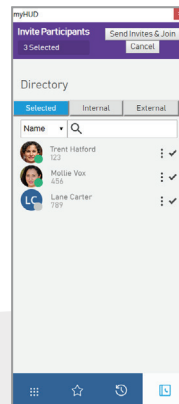
Employees automatically are assigned personal conference rooms.

Each employee gets a dial-in number, room number and moderator PIN.

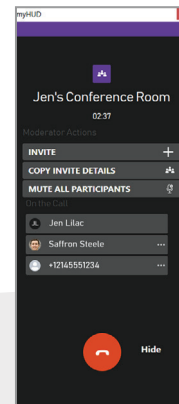
Moderators can set up and manage calls from myHUD Desktop.



**Start your conference bridge.**



**Invite participants to an active conference.**



**Manage your conference as a moderator.**

## EXPERIENCE AN INTUITIVE INTERFACE & POWERFUL CONTROLS

Comm-unity Audio Conferencing moderators can manage their personal rooms easily from myHUD Desktop:

### Own the Room

Whether your meeting is large or small, easily send conference invitations, and mute or disconnect attendees.

### Email Invites with One-click

Click one button in myHUD Desktop to auto-generate an email invitation to your guests. Or copy, paste and share.

### Leave the Meeting Open

Let the meeting continue even if the moderator must exit the call before the discussion ends.

### Call Out to Attendees

From myHUD Desktop, initiate a call to all your guests with a prerecorded invite that connects them to the meeting automatically.

### Secure Your Space

Optional Participant PINs can be enabled to ensure extra security for your meeting.

### Invite Co-workers Via Chat

Send automated conference invitations to internal teammates using the chat feature in the myHUD Desktop application.

## Ready to Bring Personal Audio Conferencing to Your Comm-unity?

Contact a NetFortris Solutions Specialist Today!