

CONTROL THE CONVERSATION

Personal Audio Conferencing

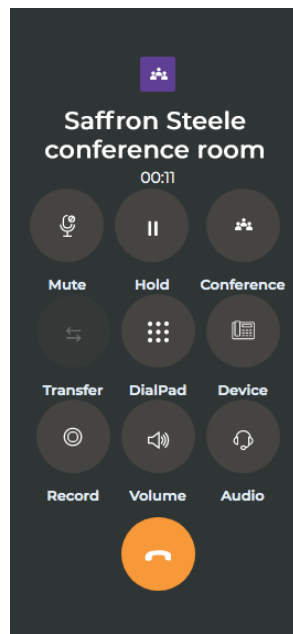


The business conference room — in both physical and virtual forms — is the hub of collaboration. It's where your teams meet with each other, customers and suppliers to get work done. Now you can give your employees their own personal audio conference room within the NetFortris CommUnity unified communications platform.

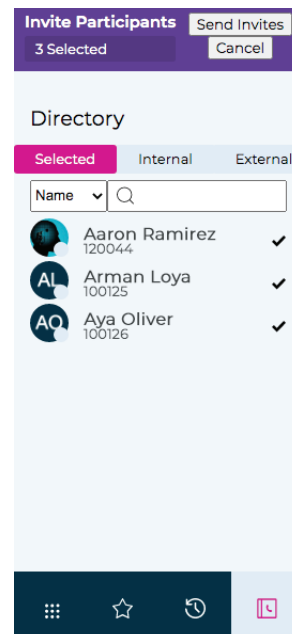
CommUnity

How It Works

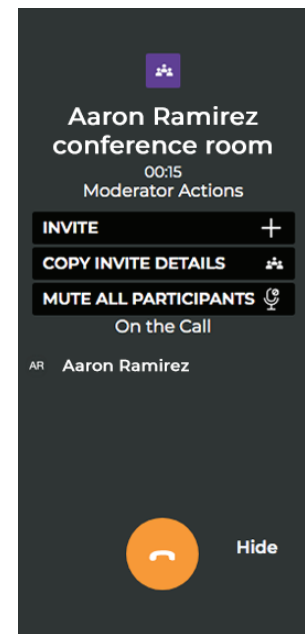
- Employees automatically are assigned personal conference rooms.
- Each employee gets a dial-in number, room number and moderator PIN.
- Moderators can set up and manage calls from their desktop.



Start your conference bridge.



Invite participants to an active conference.



Manage your conference as a moderator.

Experience an intuitive interface & powerful controls

CommUnity Audio Conferencing moderators can manage their personal rooms easily from their desktop:

➤ **OWN THE ROOM**

Whether your meeting is large or small, easily send conference invitations, and mute or disconnect attendees.

➤ **LEAVE THE MEETING OPEN**

Let the meeting continue even if the moderator must exit the call before the discussion ends.

➤ **SECURE YOUR SPACE**

Optional Participant PINs can be enabled to ensure extra security for your meeting.

➤ **EMAIL INVITES WITH ONE-CLICK**

Click one button in your desktop to auto-generate an email invitation to your guests. Or copy, paste and share.

➤ **CALL OUT TO ATTENDEES**

From your desktop, initiate a call to all your guests with a prerecorded invite that connects them to the meeting automatically.

➤ **INVITE CO-WORKERS VIA CHAT**

Send automated conference invitations to internal teammates using the chat feature in your desktop application.

